

Single Door PoE Equipped Controller

CA150





Keyscan Single Door PoE Equipped Controller CA150

Keyscan has always offered access control solutions that optimize system designs and maximize installation flexibility. At the heart of our organization is a vibrant team of engineers and product specialists that continually evaluate new and emerging technologies. Their aim is to select proven technologies that will enhance our product offering without compromising reliability and security.

Keyscan is pleased to introduce the CA150, a culmination of these efforts.

The innovative CA150 represents the latest addition to our already flexible line up of 2, 4 and 8 reader access control units and elevator floor access control units.

When it comes to performance, capacities and overall capability, the CA150 is comparable with our full range of access control units. From its total number of supported credentials to total number of supported timezones, not a single detail was overlooked.

Exclusive to the CA150 is the fact that it's equipped to support power-over-ethernet (PoE). That single door at the far end of a building or those customers that have one critical door to be secured have never been so easily accommodated.

Don't be mistaken, this is no watered down, single door access control unit. Every aspect has been considered to make the CA150 one of the most powerful single door controllers on the market today. We wouldn't accept anything less and you shouldn't. We invite you to learn more about this powerful new addition to the Keyscan family of access control units.

CA150 Single Door Controller Benefits

The CA150 provides unprecedented system design flexibility. While designed to support a single door it is a fundamental part of our complete lineup of controllers and may be networked along with our family of access control units as a part of a larger system. From the simplest one door system to several hundred doors; from single-sites to multiple-sites; from on-site managed access control to centrally managed access control; or Keyscan Hosted Services, Keyscan offers a true end-to-end access control solution.

Remaining at the heart of every Keyscan system is the strength of Keyscan's Access Control Management software. The CA150 leverages this very same software platform. By doing so, Keyscan's single door controller offers many of the same features and capabilities that have been deployed at some of the largest access control installations around the globe. The CA150 is the perfect choice for smaller businesses to implement access control today with the ability to expand their access control systems at a later time.

Family of Access Control Units

The CA150 is also the perfect solution for Centrally Managed Access Control. With all of the on-site features (network connectivity, power requirements, and door access) all contained in a single part, setting up customer sites couldn't be easier.

Reverse networking functionality is built into the on-board Ethernet connection and, with the AES Encryption, provides a secure connection from customer sites to the central host.

Whether opening a new site with one door, or adding an additional door to an existing site, the CA150 makes everything easier.



CA150 Features Include:

Dual Processors

Dual processors ensure full panel operation even during system downloads.

Flash Memory

Equipped with flash memory, the CA150 offers the same impressive characteristics found in the rest of our access control unit (ACU) lineup.

Network Connectivity

Equipped with a PoE ready TCP/IP module the CA150 is designed to reduce installation time, lengthy wiring runs and power requirements. With PoE the CA150 supplies power (680 mA) designed to power reader, door strike, request to exit (PIR) and many other auxiliary devices. With DHCP supported, the CA150 is a true cutting-edge network appliance with an uncompromising access control feature set.

Two Powered Relays

The CA150 comes with two heavy duty powered relays for door strike and auxiliary output control, each providing up to an impressive 500mA at 12VDC.

Four Supervised Inputs

The CA150 supports a request to exit (RTE), door contact, and two programmable auxiliary inputs providing you with uncompromising access control capabilities.

Two Reader Ports (In/Out)

The CA150 offers two reader inputs. When the application calls for both, in and out reader validations, the CA150 is ready when needed.

System VII

Managing the CA150 is provided through Keyscan's renowned access control management software, with all of its impressive features and capabilities.

CA150 Single Door PoE Equipped Controller

Design Overview

A) Status LEDs

System status, communication and bit counter LEDs allow for diagnostics and troubleshooting.

B) Dual Processors

Dual processors ensure uninterrupted panel operation even during system downloads.

C) Flash Memory

D) Tamper Switch

If the CA150 cover is removed, for any reason, the tamper switch will activate triggering a Panel Tamper Alarm.

E) Network Connectivity

Equipped with a PoE enabled Ethernet port (IEEE 802.3af).

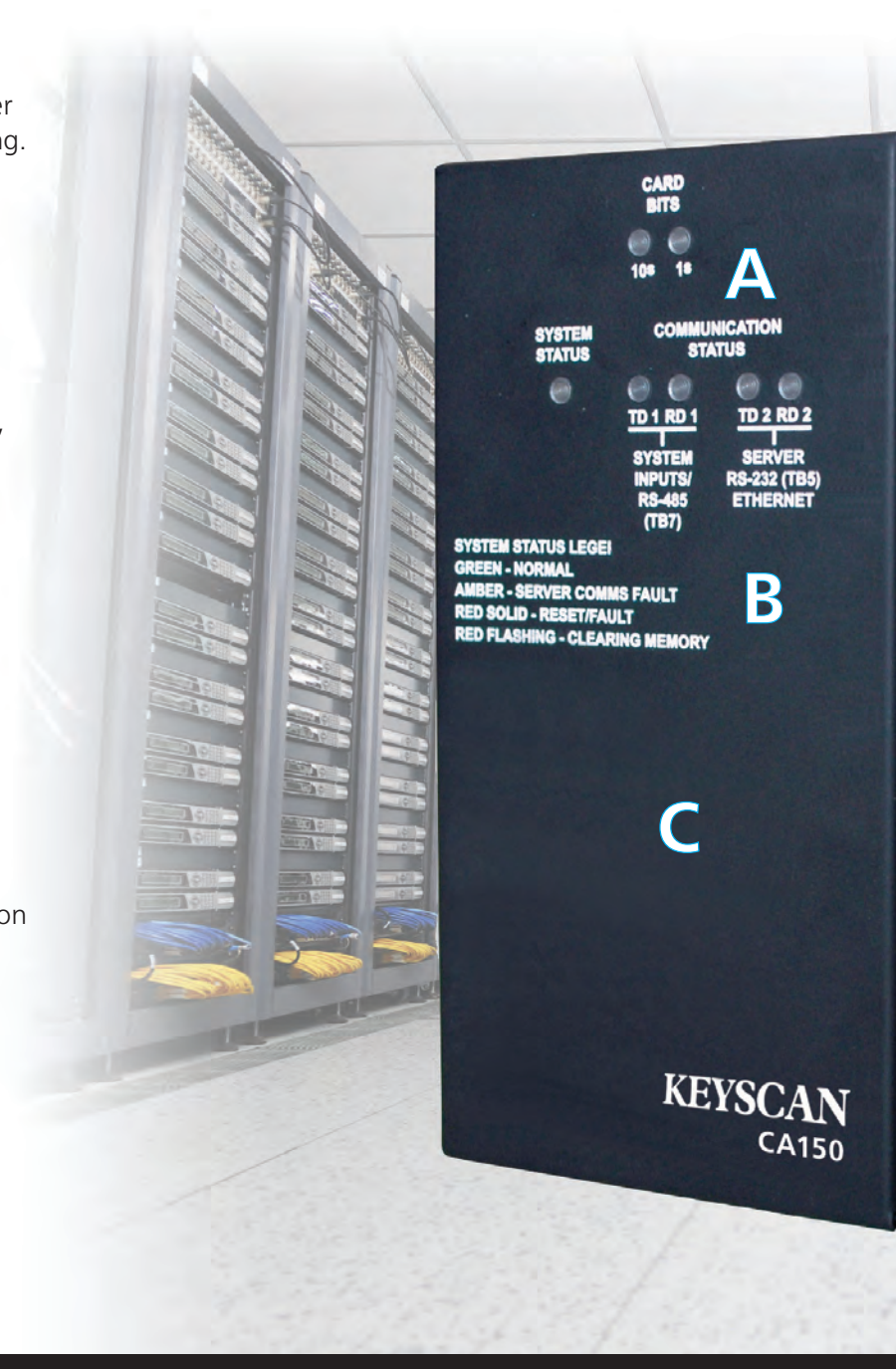
DHCP supported including encrypted and non-encrypted data transmission modes.


F) System Jumpers

Readily accessible system jumpers allow for convenient system configuration.

G) Wiring Knockouts

Multiple wiring knockouts maximize installation flexibility and cabling concealment.





H) Four Supervised Inputs

Inputs allow for request to exit (RTE), door contact input and two auxiliary inputs.

I) Two Reader Ports

Provides IN and OUT reader capabilities. Readers powered in PoE or DC supply mode up to 12VDC @500mA per port.

J) Two Heavy Duty Relays

1 Strike Relay and 1 Auxiliary Relay are provided. Selectable powered or non-powered modes. Powered mode provides up to 12VDC @ 500mA per relay; Non-powered provides dry contact rated for 4 amp, 30VDC; 6 amp, 24VDC.

K) Removable Terminal Blocks

L) RS232 Connectivity

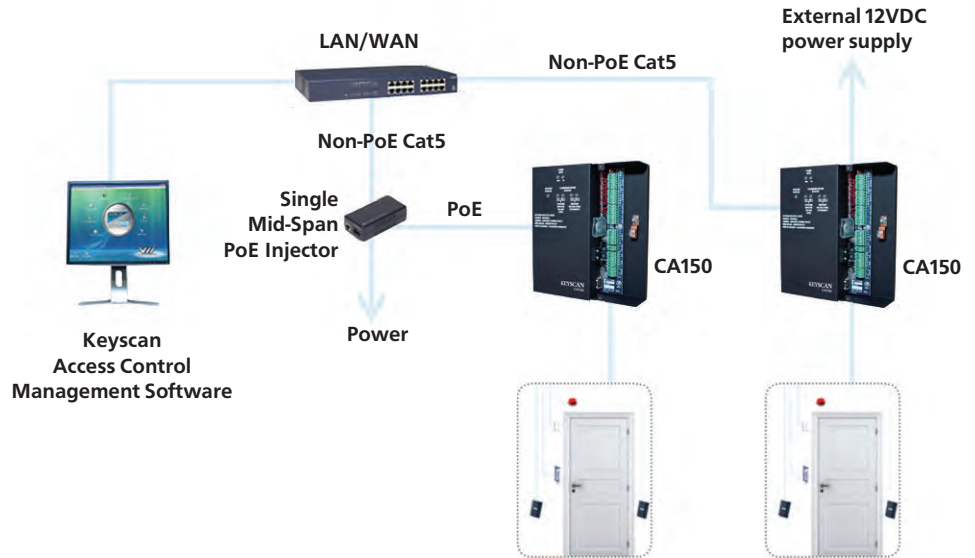
An RS232 communication link is provided for panel to computer communication.

M) DC Input/Output

When PoE is not available a 12VDC input option is provided. Also available is a 12VDC output to supply any local auxiliary device such as a PIR or glass-break sensor rated for 12VDC up to 250mA.

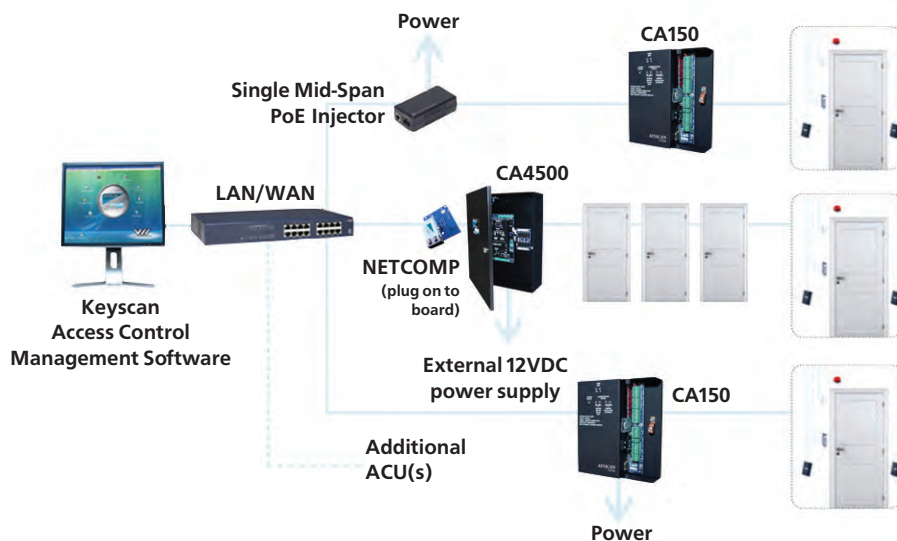
CA150 – Standard LAN/WAN Application

The CA150 supports either PoE or direct 12VDC supplies, providing maximum system design flexibility based on what infrastructure is available at any given site. For those sites that may not have PoE capable infrastructure a single or multi-port Midspan PoE injector may be required.



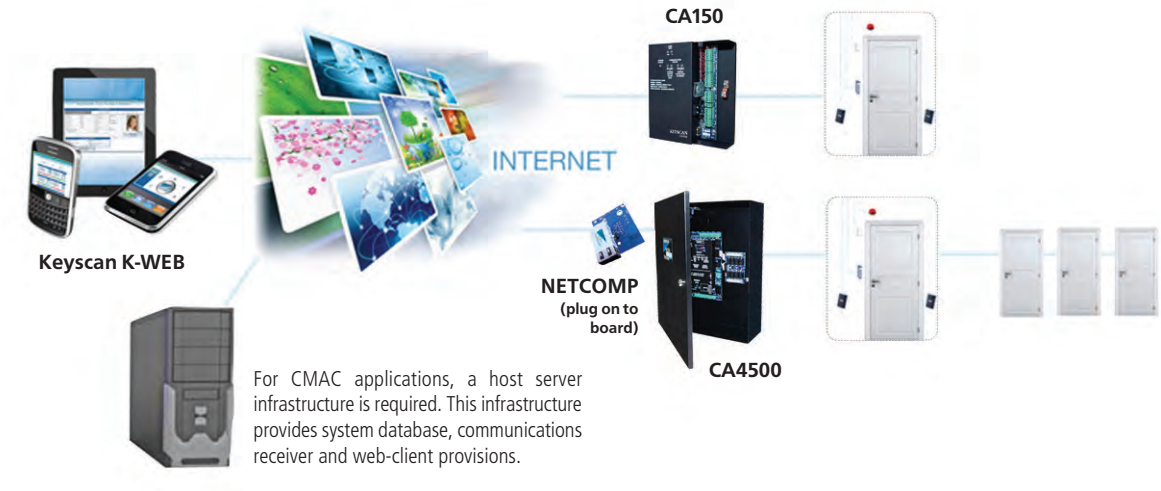
CA150 – Mixed ACU Application

The CA150 may be networked along with Keyscan’s family of access control units. The CA150 integrates with Keyscan’s software without security concerns, providing maximum system design and flexibility.



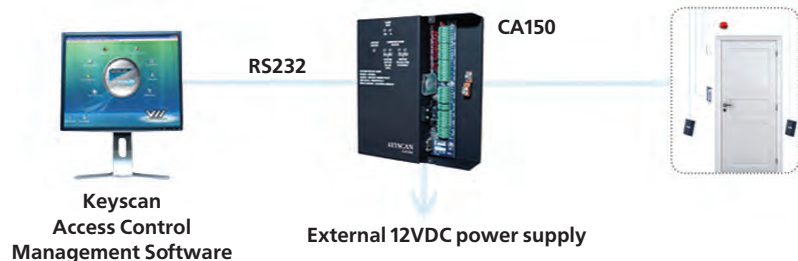
Managed Access Control (CMAC) Application

For those that require centrally managed access control (CMAC) offering, the CA150 is ready. Equipped with an encrypted PoE capable TCP/IP Ethernet adapter, it is as close to a “plug-and-play” access control offering you will find in the industry.



CA150 – Simple System Application

When network connectivity is not available, the RS232 communication port provides a convenient way to configure and download events to the CA150 when needed.



PoE considerations:

The CA150 operates as a Class 0 PoE Powered Device (PD). As such, the CA150 requires the allocation of 15.4 Watts from the PoE switch or injector. Of the 15.4 Watts, the CA150 provides 680mA at 12 volts - approximately 8 Watts - to power connected peripheral devices such as readers, door strikes, PIR sensors, etc.

Selection of a PoE switch must be based on the Power demand of all of the loads connected to the switch. The PD Class (0-4) for each device connected to the switch must be known and the sum of all loads, for a conservative and reliable design, should not exceed 75% of the total available Power. As loads are disconnected and others connected, the total Power consumption must be re-assessed. Keyscan recommends the use of low port count PoE switches, maximum 8 ports, to minimize the impact of a switch failure on the Access Control System and, that all PoE switches be powered using a UPS.

KEYSCAN'S FULL LINE UP OF ACCESS CONTROL UNITS

	PoE Single Door Control System	Multiple Reader Access Control Systems				Elevator Floor Control Systems	
							
	CA150	CA250	CA4500	CA8500	EC1500	EC2500	
Access Control Unit	Doors/Elevator Floors Supported	1 door	2 doors	4 doors	8 doors	1 cab (up to 40 floors)	2 cabs (up to 16 floors)
	Reader Ports	2 (In/Out)	2	4	8	1	2
	Multi-ACU Compatibility	Yes (Ethernet)	Yes	Yes	Yes	Yes	Yes
	System Status LEDs	Yes	Yes	Yes	Yes	Yes	Yes
	Dual Processors	Yes	Yes	Yes	Yes	Yes	Yes
	Flash Memory	Yes	Yes	Yes	Yes	Yes	Yes
	Power Fail Output	NA	Yes	Yes	Yes	Yes	Yes
Floor Monitor Inputs (Supervised)	NA	NA	NA	NA	Yes	Yes	
Inputs	Request to Exit (RTE) Inputs (Supervised)	1	2	4	8	NA	NA
	Door Contact Inputs	1	2	4	8	NA	NA
	Auxiliary Inputs (Supervised)	2	8	16	16	NA	NA
	I/O Input Expansion	NA	NA	64 (banks of 16)	64 (banks of 16)	NA	NA
Outputs	Auxiliary Output Relays	1	2	4	8	NA	NA
	Expansion Auxiliary Output Relays	NA	NA	8	8	NA	NA
	I/O Outputs	NA	NA	64 (banks of 16)	64 (banks of 16)	NA	NA
	Door Output Relays	1	2	4	8	NA	NA
Capacity	No. of Cardholders	32,000	32,000	32,000	32,000	32,000	32,000
	Transaction File Buffer	6000	6000	6000	6000	6000	6000
	Time Zones	256	256	256	256	256	256
	Time Schedules	512	512	512	512	512	512
	Group Levels	511	511	511	511	511	511
	Holiday Dates	64	64	64	64	64	64
Connectivity	Ethernet Ready	Equipped	Optional	Optional	Optional	Optional	Optional
	PoE - Power over Ethernet (IEEE 802.3af)	Equipped	NA	NA	NA	NA	NA
	CMAC Reverse IP	Equipped	Optional	Optional	Optional	Optional	Optional
	Serial Communication	Yes (single panel)	Yes	Yes	Yes	Yes	Yes

To learn more contact your Keyscan Regional Sales Manager or call: 1 888 KEYSKAN (539.7226)



901 Burns Street East
Whitby, Ontario, L1N 0E6, Canada
Toll Free: 1.888.KEYSCAN (Canada/US)
Tel: +1.905.430.7226
Web: www.keyscan.ca

Keyscan Inc. LR110441-1 complies to:
UL STD 294 Fifth Ed. Access Control System Units
CA8500; CA4500; CA250; EC1500; EC2500
16V ac, 40VA, Class 2 input; relay output
contacts, 24V ac, 10A; 30V dc; 5A
205-M1983 Signal Equipment

